

A well equipped support vessel for marine construction, engineering, repair, diving and maintenance work.

Our multi-cat Shake Dog - named for the owners' children, Sam, Holly, Abby, Kate & Emma - arrived on the Thames in June 2012 and had a major refit and drydocking in May 2015. During the refit she had a new 68t/m crane fitted, and had a full ultrasonic survey. She also had internal improvements including a new galley and upgraded crew accommodation.

She has proved herself a rugged workhorse time and again, from her first job removing and re-instating moorings for super yachts in the royal Victoria and Albert dock in London, to assisting with the extension of Felixstowe port's quay. On the way she has assisted with the lift of a WWII bomber from Goodwin Sands on behalf of the RAF, and transported a 4 ton metal plug along the Thames, you can read about that project here.

As well as working locally on the Thames and South-East, Shake Dog is licensed to work in the North Sea, on the South Coast and in all UK and Ireland ports including (but not limited to!) the Port of London, Portsmouth, Southampton, Ramsgate, Plymouth, Liverpool, Ireland, Cork, Glasgow, Aberdeen, Shetland Islands, Newcastle, Tyne, Great Yarmouth, Scarborough, Grimsby, Hull, Ipswich, Lowestoft, Medway, Dover and Milford Haven.



Shake Dog in May 2015 with her new crane



Shake Dog loading for a week's diving with UMC International



MPV SHAKEDOG

Additionally we can also travel to most major European ports.

Multi-cat type workboat

TMC 680-5 (68 t/m) crane

30 ton drum winch

5 ton capstans

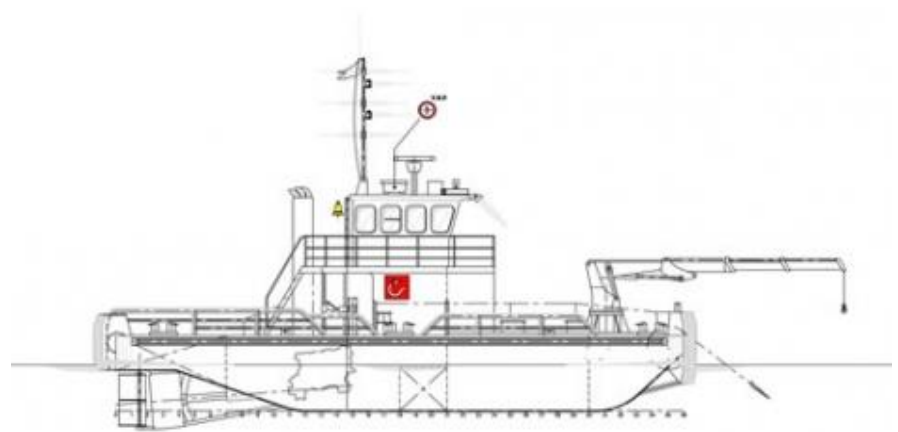
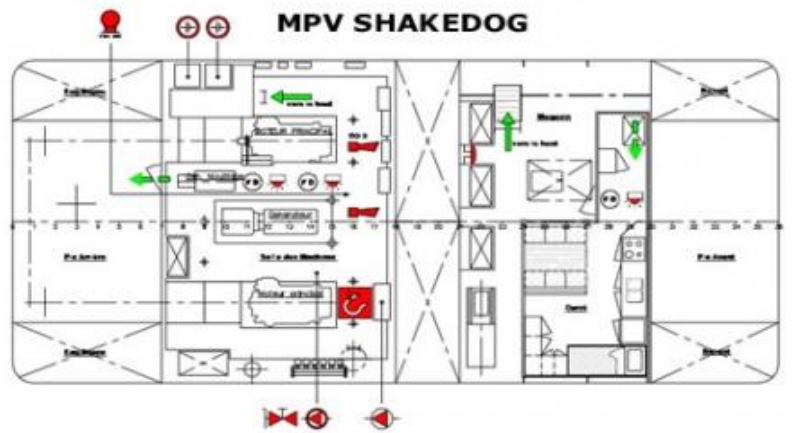
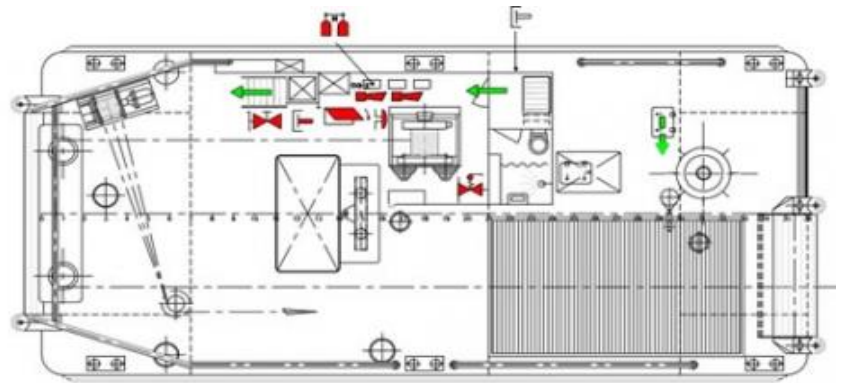
Powered by 2 Caterpillar 3408 main engines via fixed blade props producing 16 ton bollard pull

Push bow fenders and aft push fenders

Welding, burning and cutting equipment on deck

8ft * 8ft * 6ft removable secure deck container

Shake Dog is equipped with a 68t/m hydraulic crane as well as a self loading TL38 Cherry Picker work platform with the capability to take 2 people from river level to 44ft for various applications including aerial inspections, close working at height and ease of access to bridges as well as other works normally only made possible by abseiling. The deck is large enough to hold 2 * 20ft containers or 1 * 40ft container.



Vessel Specification

Dimensions

Length	Beam	Draught	Air Draught
19.1m	8.3	2.4	6.2m



MPV SHAKEDOG

Main engines

2 * Caterpillar 3408 DITA 326

Features

TMC 680-5 Crane

1 * 30 ton winch & 1 * 10 ton winch

5 ton capstan

180 kva genset & 60 kva genset

Fuel capacity 14 ton, water capacity 3 ton, fuel and water bunkering available

Oxy acetylene cutting burning welding gear on board

30cm moon-pool

Huge deck area for fetch and carrying

11m spud pole for mooring

Deck tannoy system

Safety equipment

Emergency bilge pumps and alarms

MSA approved first aid kit

Jason's cradle and davit retrieval arm

4 survival suits

4 life rings with light and smoke pot

4 life rings with 18 metres of line

4 standard life rings

Anchor and chain

4 thermal protection aids

Torch

Boat hook



MPV SHAKEDOG

Navigational equipment

AIS

2 x fixed installation icom VHF's and one hand held VHF

Radar

Chart plotter

Echo sounder

Suitable for use as

Bridge survey boat, dive boat, film and camera boat, windfarm support vessel, and many other roles.